



Caritas
AUSTRALIA

LAXMI'S STORY (NEPAL)

PRIMARY (F-2)
CASE STUDY AND
ACTIVITIES



Photo credit: Richard Wainwright/Caritas Australia



This is Laxmi's story.



Laxmi is 16 years old and lives with her mother and siblings in Jajarkot district in Nepal.



Jajarkot district is far away from big cities or towns.



Here, many families do not have enough money for basic needs such as food, drinking water, shelter or medicine.



Laxmi's family house is situated next to a giant suspension bridge – the second biggest in Nepal – which stretches over the mighty Bheri River.



Even though Laxmi's family does not have very much money, Laxmi's parents really wanted Laxmi to have an education.



Laxmi loved going to school. She joined a child's club at her school that was run with the support of Caritas Australia's partner, Caritas Nepal.



There are lots of fun activities at the child's club to help students learn how to be leaders and increase their confidence.

“Before I was involved in child club, I was very shy and didn't talk much. Now, I talk to everyone, laugh with them. Teachers tell me, ‘You used to be so quiet. Why are you so noisy now?’”

Laxmi





The children in the child's club voted for Laxmi to be the chairperson of their club!



Laxmi put her new skills to good use. She organised activities to teach others in her community about child rights.



They held street plays and put up posters.



They also held rallies, walking through the community together holding signs and sharing their message.



But her proudest achievement is something that will have a lasting impact for future generations: water taps!



Before there were no water taps at her school.



Laxmi and her friends at the child's club met with leaders of her school and community. They explained the need for water taps at their school.



Speaking up for this important issue worked! A series of water taps were built on the school grounds.



This experience made Laxmi realise that her voice matters, that her actions can make a difference.



Laxmi has graduated from high school and is now studying engineering.



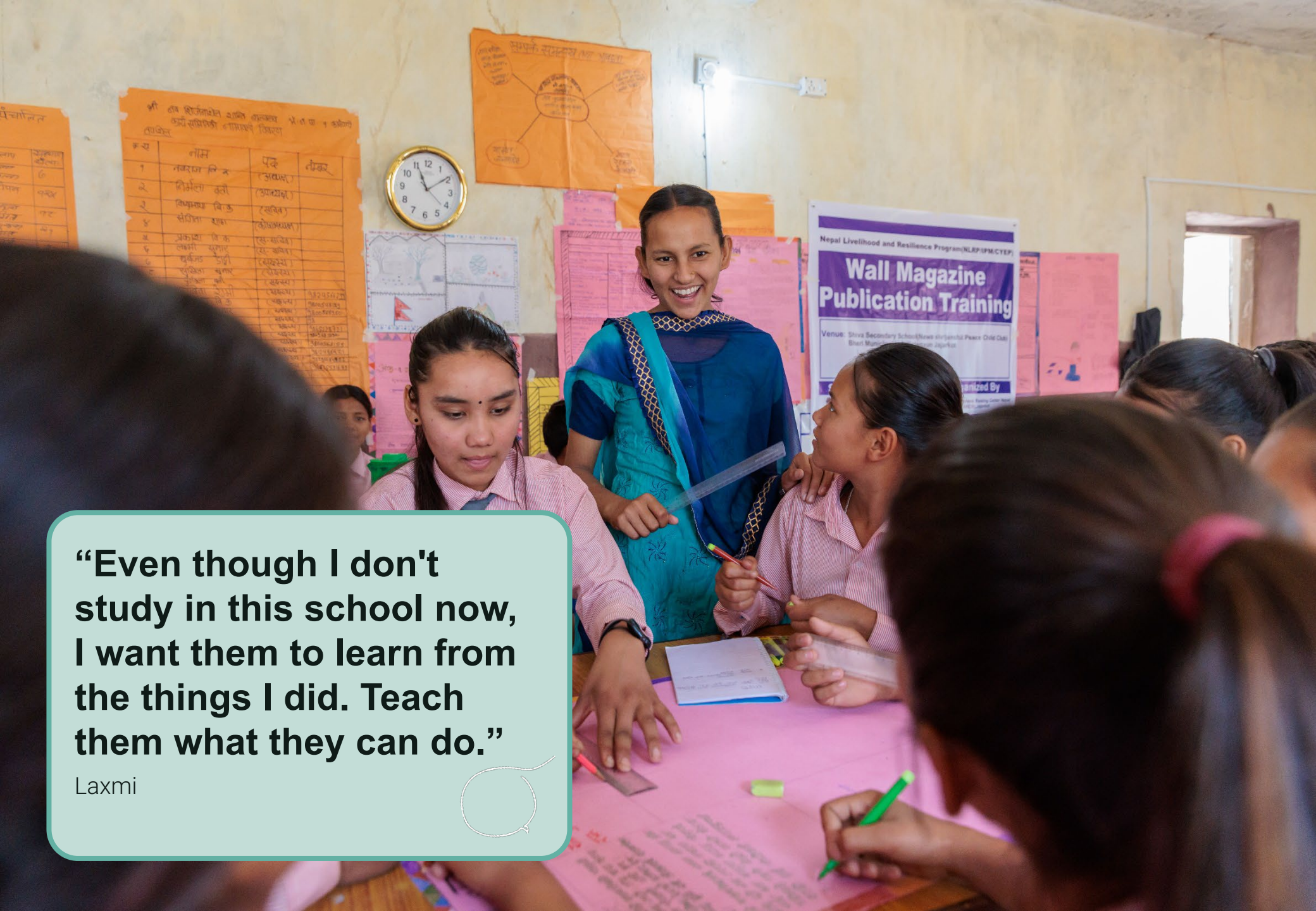
Her dream is to work as an engineer and create a better life for her mother who is working very hard to support her children.



Laxmi continues to be involved in the child's club, serving as an advisor.



She attends the meetings regularly, mentoring the next generation of young leaders at her old school.



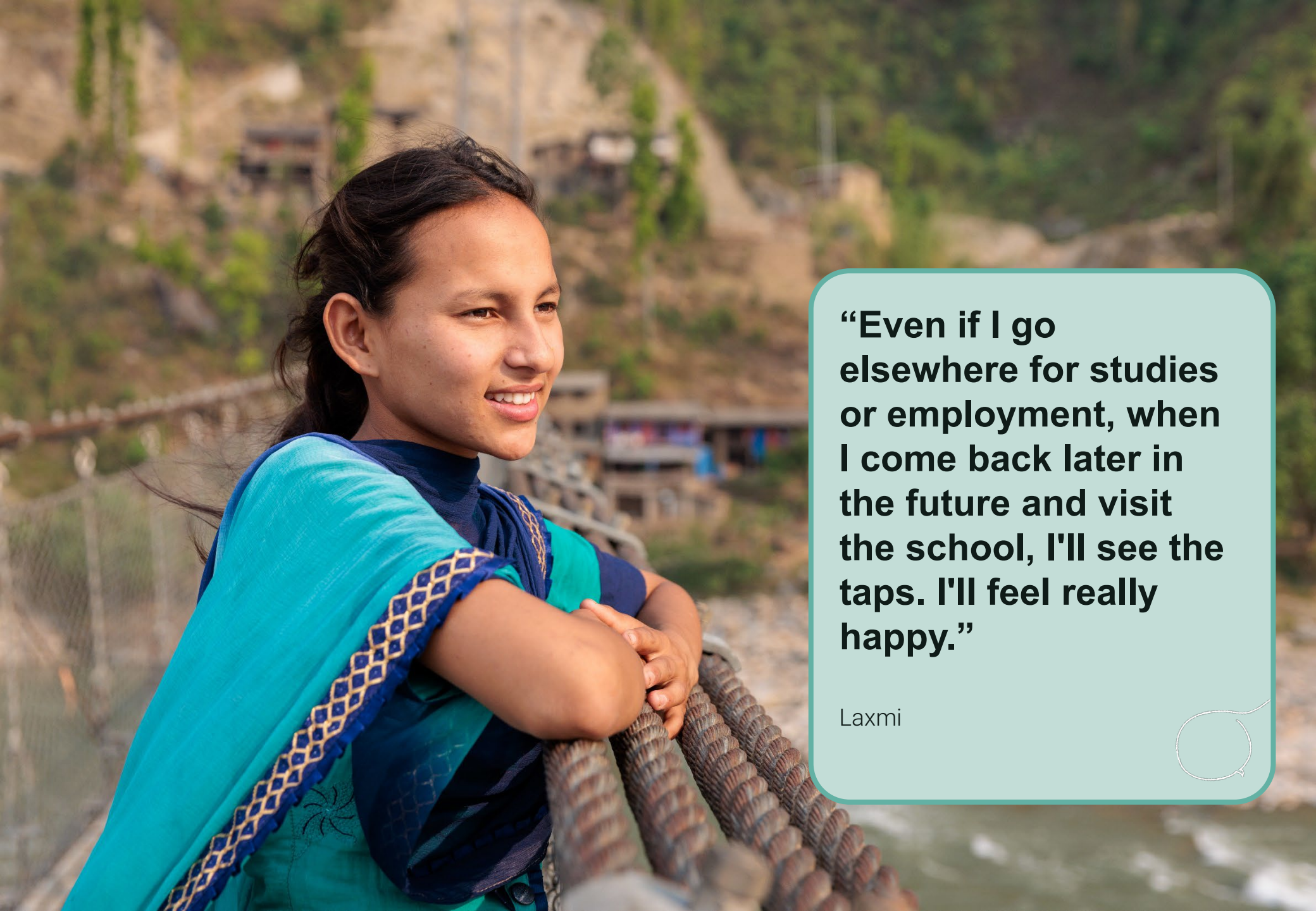
“Even though I don't study in this school now, I want them to learn from the things I did. Teach them what they can do.”

Laxmi





Every time Laxmi walks past her old school, she sees students using the water taps and feels proud of what she achieved.



“Even if I go elsewhere for studies or employment, when I come back later in the future and visit the school, I'll see the taps. I'll feel really happy.”

Laxmi



LAXMI'S STORY

LEARNING TASKS



Read **Laxmi's Story** and watch the ['Day in the Life' film](#).

TASK 1: CLASS DISCUSSION

- What activities did Laxmi participate in at the child's club?
- How did her involvement in the child's club help Laxmi?
- What is Laxmi's greatest achievement?
- How is Laxmi helping future generations?
- How did Caritas Australia help?
- What does Laxmi dream of?

Curriculum links: English, HASS

TASK 2: PHOTO STUDY

As a class, view the photos in Laxmi's Photo Storybook.

Ask students:

- What do the photos show you about Laxmi's life and the child's club?
- Which photo do you like the best? Why?
- What questions would you like to ask Laxmi?
- What do you want to learn more about?

Curriculum links: English, HASS

Laxmi (16) organising group games with child's club members at her old school in western Nepal.

Photo: Richard Wainwright/Caritas Australia



TASK 3: COUNTRY STUDY

Can you find Nepal on a world map? Using the world map provided and either Google maps or an old-fashioned atlas, locate Nepal. Colour this country in and label it.

Extension: Which region of the world is Nepal in: Africa, Europe, Asia, Oceania, North America or South America? What direction is Nepal from where you live? What time is it in Nepal?

Curriculum link: Geography

TASK 4: CHILD RIGHTS POSTERS

As outlined in the [Convention on the Rights of the Child](#), children have the right to good quality health care, clean water, nutritious food and a clean environment so that they will stay healthy. They also have the right to relax and play.

Laxmi and her friends at the child's club wanted to help other people in their community to understand and respect their rights. To do this, they put up posters they made around their school and village. They also made placards (signs) which they walked around their school and village.

Students make a poster or a placard to promote one of their rights. Display the posters around your school or take your students for a walk around the school holding their placard/poster.

Some of the rights relevant to Laxmi's story are:

- All children have a right to be able to give their opinion when adults are making a decision that will affect them, and adults should take it seriously. **Article 12**
- All children have a right to find out things, and say what they think through speaking, writing, drawing etc. unless it breaks the rights of others. **Article 13**
- All children have the right to meet, make friends with, and join clubs with other children. **Article 15**

Curriculum Links: Health & PE, English



TASK 5: WATER CHALLENGE

1 in 9 people worldwide do not have access to safe and clean drinking water - that's 780 million people.

Most of the world's population spends up to 3 hours a day to get the water they need to survive. They don't have taps in their houses, schools or even in their villages.

Brainstorm ways students can save water at school and at home. For example, place buckets under bubblers to catch excess water and use it to water the garden. Challenge students to save 5 litres of water every day in the lead up to World Water Day on 22 March.

Extension: fill a bucket with 5 litres and take it for a walk around your school on World Water Day (or another day that suits you) to get a sense of what it is like for millions of children who walk long distances to collect water for their family.

More water-themed activities and resources are available on our [website](#).

Curriculum Links: HASS, Health & PE





TASK 6: CATHOLIC SOCIAL TEACHING (CST) LINK – HUMAN DIGNITY

Human Dignity

noun

- a belief that every person is made in the image of God and is intrinsically valuable and worthy of respect, simply because they are human
- a quality of being human, independent of ethnicity, creed, gender, sexuality, age or ability
- a reality challenged by poverty, hunger, oppression and injustice

- A. How is Human Dignity demonstrated in Laxmi's story?
- B. How is supporting Project Compassion one way you can uphold the dignity of others?

For more teaching resources on Human Dignity- refer to our [CST Toolkit](#)

Curriculum Link: Religious Education

TASK 7: RE LINK

[Mark 10:13–16](#)

People were bringing little children to him in order that he might touch them; and the disciples spoke sternly to them. But when Jesus saw this, he was indignant and said to them, "Let the little children come to me; do not stop them; for it is to such as these that the kingdom of God belongs. Truly I tell you, whoever does not receive the kingdom of God as a little child will never enter it." And he took them up in his arms, laid his hands on them, and blessed them.

NRSVCE

- Read the above scripture passage.
- How does the above scripture passage relate to Laxmi's story?

(Jesus valued children, he taught his disciples that children had just as much right to see him and be blessed as the adults.)

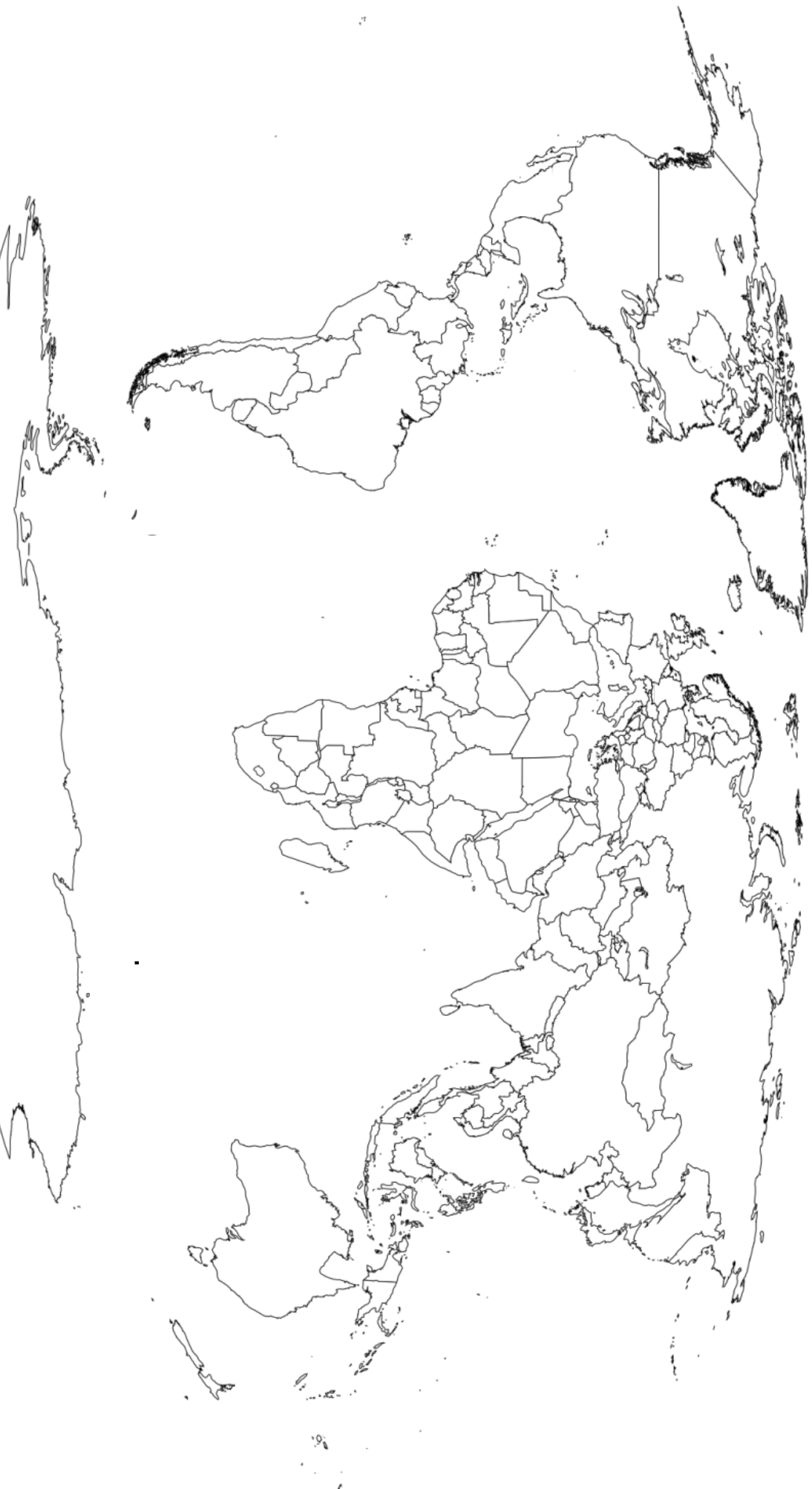
Curriculum Link: Religious Education

TASK 8: PRAYER


Write a prayer for Laxmi and the other children in the child's club. See worksheet.

Curriculum Link: Religious Education

World Map



Name: _____



My Prayer for Laxmi

Write a prayer for Laxmi and her community in Nepal.

A large rounded rectangular area with ten horizontal dotted lines for writing a prayer.



THANK YOU

PHOTO CREDITS

Laxmi's Story (Nepal) – Richard Wainwright/Caritas Australia

PRIMARY STUDENTS

Learning about people not having what they need to live a healthy and safe life can be hard. If you are feeling worried or upset about anything you have learnt about through this resource, make sure you talk to your teacher or a trusted adult. They can share your concerns via our [website](#).

Do you have an idea for how Caritas Australia can improve our school resources? We would love to hear it! Please email education@caritas.org.au

TEACHERS

For more school resources, please visit: caritas.org.au/resources/school-resources/

Stay up to date with events and resources! Subscribe to [Caritas Australia's Education e-newsletter](#)



Caritas Australia gratefully acknowledges the support of the Australian Government through the Australian NGO Cooperation Program.